

Arrival Instructions – Isoletto

Upon arrival at The Star Grand main entrance on level 3, follow directional signage to Tower 1 - The Dorsett Tower – Leisure Deck. Step by step images provided below for ease.

The Star Grand main entrance


Concierge located on the right



The Grand Foyer

Walk past Garden Kitchen & Bar Restaurant on the right

Turn right as you see the entrance to The Casino



The Grand Foyer

Walk past The Casino Entrance

Follow through the foyer and walk past The Event Centre & Uncle Su Restaurant on your right



The Grand Foyer

Walk through the glass doors and down the stairs














Take gold lifts on the right to Level 6 (The Leisure Deck)



YOUR GUIDE TO THE STAR GOLD COAST

LEVEL 3

GRAND FOYER, CASINO,
DINING & BARS

-  MAIN ENTRANCE FROM DRIVEWAY
-  HOTEL LIFTS
-  CAR PARK LIFTS
-  LIFTS TO THE DARLING & NINETEEN AT THE STAR
-  ESCALATORS TO OASIS, PRIVATE GAMING ROOM
-  STAIRS TO LEVEL 4, LOBBY LEVEL
-  ESCALATORS TO LEVEL 4, LOBBY LEVEL
-  STAIRS TO THE THEATRE
-  TOILETS
-  CONCIERGE
-  THE STAR CLUB DESK
-  ATM
-  SMOKING AREAS

